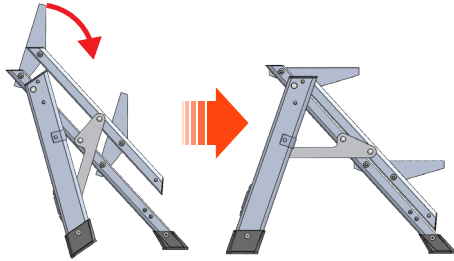


STEPSTOOL OPERATION

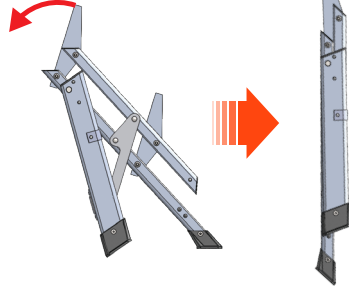
TO OPEN:

Rotate the top step toward the front of the stepstool



TO CLOSE:

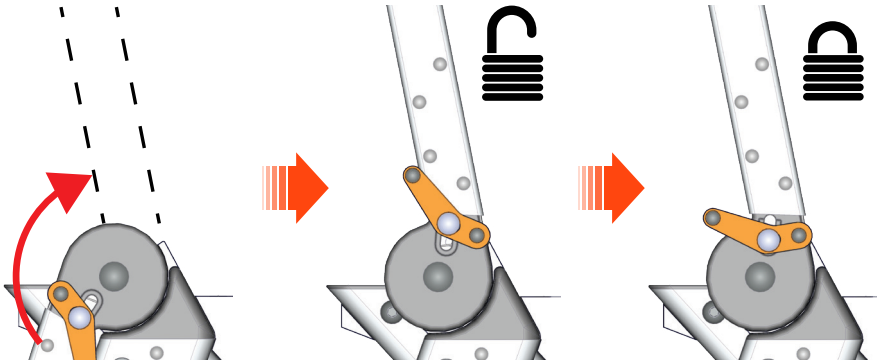
Rotate the top step toward the back of the stepstool



HANDRAIL OPERATION*

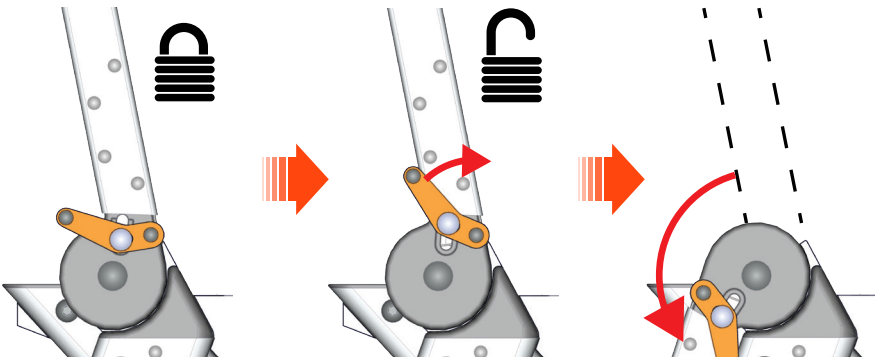
*NOT INCLUDED ON SOME MODELS

TO DEPLOY: Rotate the handrail upward until it locks into place. Make sure the orange hinge lock levers are fully locked in the downward position before using the handrail.



WARNING: THE HANDRAIL IS FOR STABILIZATION ONLY, AND NOT INTENDED TO SUPPORT BEING LEANED ON WITH FULL BODY WEIGHT. THE HANDRAIL AND TOOL TRAY HAVE A 25 lb [11 kg] MAX LOAD.

TO STORE: Lift up on the orange hinge lock levers to unlock the handrail, then rotate it down toward the back of the stepstool. Make sure tool tray is empty before storing handrail.



NOTE: If the hinge lock levers are difficult to release, relieve the pressure on them by lightly pulling the handrail toward the front of the stepstool while releasing. Do not force the hinge lock levers with tools; permanent damage could occur.

FOR YOUR SAFETY, READ CAREFULLY!

WARNING: LITTLE GIANT LADDER SYSTEMS ASSUMES NO LIABILITY FOR DAMAGE OR INJURY THAT MAY RESULT FROM FAILING TO FOLLOW ALL INSTRUCTIONS CORRECTLY. WORKING AT HEIGHTS IS INHERENTLY DANGEROUS AND MAY CAUSE SERIOUS INJURY OR DEATH; HEED THE FOLLOWING SAFETY PRECAUTIONS:

PROPER SELECTION

1. Refer to NOTICE label for highest standing level, working load capacity, and contact information.
2. Select stepstool size to reach work without climbing above the highest standing level or over-reaching.
3. Weight of user, tools, and materials shall not exceed working load capacity.
4. Use an electrically non-conductive stepstool if contact with electricity may occur.

INSPECTION

1. Inspect before use. Do not use stepstools with missing, loose, damaged, or non-operating parts.
2. Replace heavily worn feet and illegible labels. Never make temporary repairs of damaged or missing parts. Remove damaged or worn stepstools from service, and contact manufacturer for replacement parts.
3. Keep stepstool clean and free of slippery substances.
4. Destroy stepstool if exposed to fire or chemical corrosion.

TRANSPORT AND STORAGE

1. Secure stepstool when transporting to avoid damage.
2. Store stepstool where dry and protected from unsafe materials, impact, or corrosion damage.

PROPER SET-UP & USE

1. Do not use stepstool if your judgement or balance is reduced by age, health, alcohol or drugs.
2. Lock stepstool in position and fully support bottom on a firm level surface.
3. Face forward when climbing up or when climbing down. Use extreme caution getting on and off stepstool.
4. Do not over-reach. Keep body centered over stepstool and keep stepstool close to work. Get down and move as needed. Do not walk or move stepstool while standing on it. Use care if pushing or pulling to the side.
5. Stand only on steps or platform.
6. Do not climb onto or off of stepstool from side or above, unless it is secured from movement.
7. Wear clean, slip-resistant shoes.
8. Do not touch energized electrical circuits while using stepstool.

For additional safety training visit www.laddersafety.org



LITTLE GIANT LIMITED LIFETIME WARRANTY TERMS AND CONDITIONS

Little Giant Ladder Systems® warrants each new product to the original purchaser thereof, to be free from defects in workmanship and materials when operated under normal conditions and maintained properly. This warranty covers all parts of the product, and shall be in lieu of any other warranty, expressed or implied, including, but not limited to, any implied warranty of merchantability or fitness for a particular purpose.

In the unlikely event that within the warranty period from the date of the original purchase, there is a problem caused by defects in either workmanship or materials, Little Giant Ladder Systems will repair or replace, at its option and without cost to the original purchaser. All freight to and from the factory is to be paid by the customer. If a replacement is necessary and your product is no longer available, a comparable product will be substituted.

The liability of Little Giant Ladder Systems under this warranty shall be limited solely to the repair or replacement of the product within the warranty period. Little Giant Ladder Systems shall not be liable, under any circumstances, for consequential or incidental damages, including, but not limited to, personal injury or labor costs. Some states do not allow the exclusion of incidental or consequential damages, so the above limitations or exclusions may not apply to you. This warranty gives you specific legal rights, and you may have other rights which vary from state to state.

Under no circumstances will Little Giant Ladder Systems be responsible for any expense in connection with any repairs made by anyone other than the factory or authorized service provider unless such repairs have been specifically authorized in writing by Little Giant Ladder Systems. This warranty applies only to North America. Manufacturing specifications are subject to change without notice.

Note: You can register your product by going online to www.LittleGiantLadders.com/registration.